


GVIHLP124 Series

From 0.3 μH to 1.0 μH



SPECIFICATIONS

Part numbers indicate available tolerances.

M = $\pm 20\%$, N = $\pm 30\%$

GVIHLP124E Please specify "F" for RoHS Compliant

*Isat will cause L0 to drop approximately 20%

**Irms will cause an approximate 50°C rise

Part Number	Inductance (μH)	L Test Freq. (kHz)	DCR Max. ($\text{m}\Omega$)	*Isat Max. (A)	**Irms Max. (A)
GVIHLP124_-R30M	0.3	100	1.5	42	32
GVIHLP124_-R50N	0.5	100	2.0	40	30
GVIHLP124_-1R0N	1.0	100	3.5	35	25

PHYSICAL DIMENSIONS

Size	A	B	C	D	E
mm	12.9 \pm 0.2	13.2 \pm 0.2	4.1 \pm 0.2	3.5 \pm 0.5	2.4 \pm 0.15
inches	0.509 \pm 0.008	0.520 \pm 0.008	0.161 \pm 0.008	0.138 \pm 0.020	0.094 \pm 0.006

CHARACTERISTICS

Description: SMD Shielded High Current Power Inductor.

Applications: PDA, Notebook, Desktop, Server applications. High current POL converters. Low profile, high current power supplies. Battery powered devices. DC/DC converters in distributed power systems. DC/DC converter for Field Programmable Gate Array (FPGA).

Operating Temperature: -30°C to +120°C

Storage Temperature: -40°C to +85°C

Inductance Tolerance: $\pm 20\%$ & $\pm 30\%$

Testing: Tested on a HP4285A at 100 KHz , 0.25V

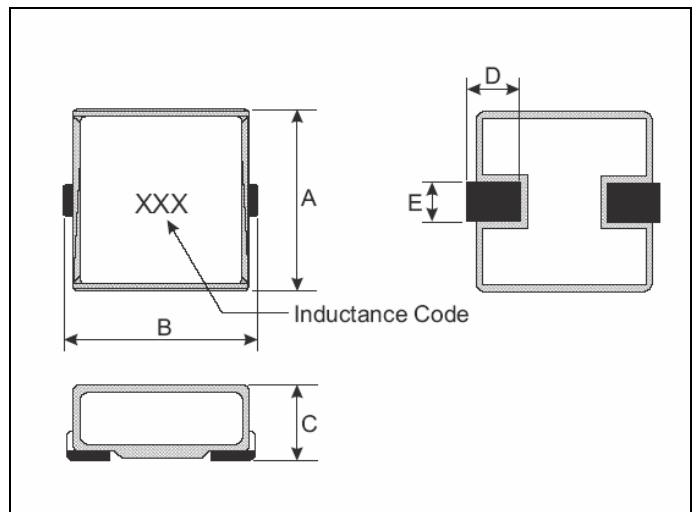
Packaging: Tape & Reel

Marking: Parts are marked with inductance code

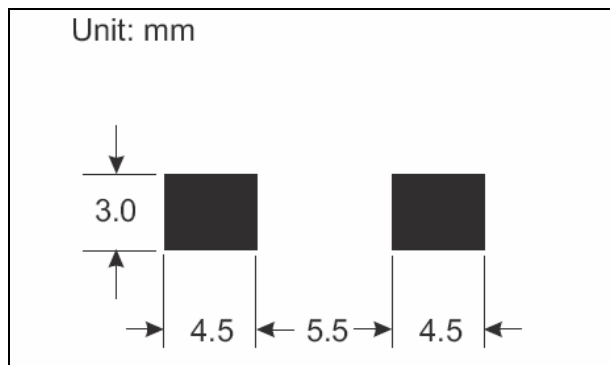
Miscellaneous: RoHS Compliant available. The part temperature (ambient+temp rise) should not exceed 120°C under worst case operating conditions

Additional Information: Additional electrical & physical information available upon request

Samples available. See website for ordering information.



PAD LAYOUT



Ginvanix Electronics Corp.

180, Minsheng St., 303, Hukou, Hsinchu, Taiwan
Tel: +886-3-5999899; Fax: +886-3-5901484; info@ginvanix.com