


GVMFM3DCC Series

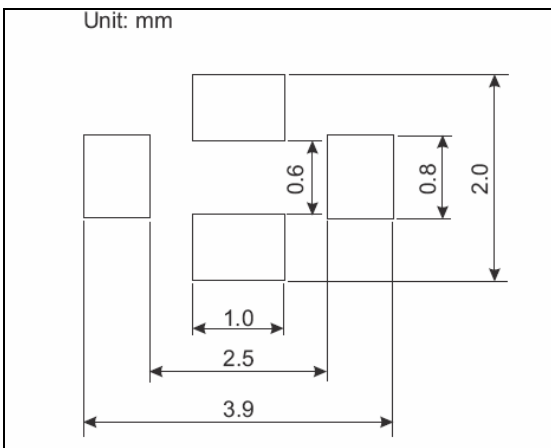
From 22 pF to 100000 pF



CHARACTERISTICS

Description: Multi-layer Ceramic 3-Terminal EMI Filter
Applications: Noise suppression in high frequency bandwidth equipment, I/O signal line, Vcc line for gate array, microcomputer, USB and IEEE1394
Operating Temperature: -55°C to +125°C
Storage Condition: Less than 40°C and 70% RH
Testing: Capacitance tested on HP4284A @ 1kHz, 1V
Packaging: Tape & Reel
Additional Information: Additional electrical & physical information available upon request
Samples available. See website for ordering information.

PAD LAYOUT

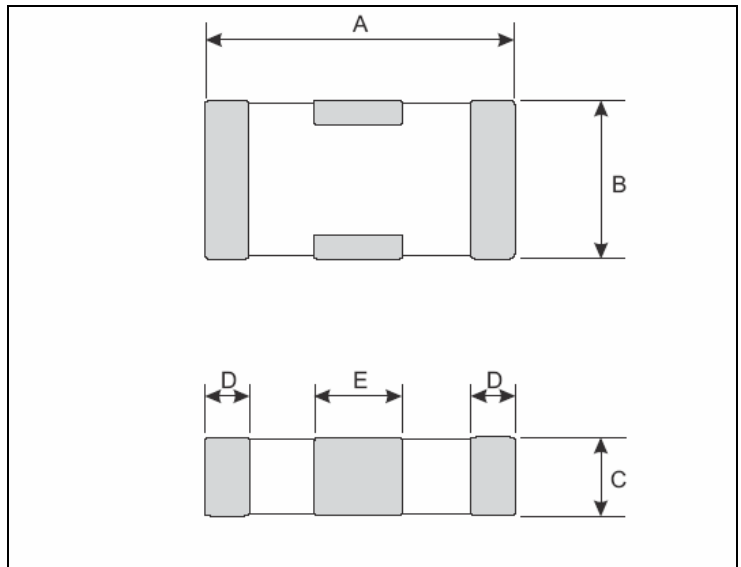


SPECIFICATIONS

Part Number	Capacitance (pF)	Capacitance Tolerance	Rated Voltage (V)	Current Max. (mA)	Insulation Resistance Min. (MΩ)	DCR Max. (Ω)
GVMFM3DCC-220T20	22	+50% - -20%	50	2000	1000	0.06
GVMFM3DCC-470T20	47	+50% - -20%	50	2000	1000	0.06
GVMFM3DCC-101T20	100	+50% - -20%	50	2000	1000	0.06
GVMFM3DCC-221T20	220	+50% - -20%	50	2000	1000	0.06
GVMFM3DCC-471T20	470	+50% - -20%	50	2000	1000	0.06
GVMFM3DCC-102T20	1000	+50% - -20%	50	2000	1000	0.06
GVMFM3DCC-222T20	2200	+50% - -20%	50	2000	1000	0.06
GVMFM3DCC-272T20	2700	+50% - -20%	50	2000	1000	0.06
GVMFM3DCC-332T20	3300	+50% - -20%	50	2000	1000	0.06
GVMFM3DCC-472T20	4700	+50% - -20%	50	2000	1000	0.06
GVMFM3DCC-103T20	10000	+50% - -20%	50	2000	1000	0.06
GVMFM3DCC-223T20	22000	+50% - -20%	50	2000	1000	0.06
GVMFM3DCC-104T20	100000	+50% - -20%	25	2000	1000	0.06

PHYSICAL DIMENSIONS

Size	A	B	C	D	E
mm	3.2±0.2	1.6±0.2	0.9±0.2	0.4±0.3	1.0±0.3
inches	0.126±0.008	0.063±0.008	0.035±0.008	0.016±0.012	0.039±0.012



ATTENUATION CHARACTERISTICS

